



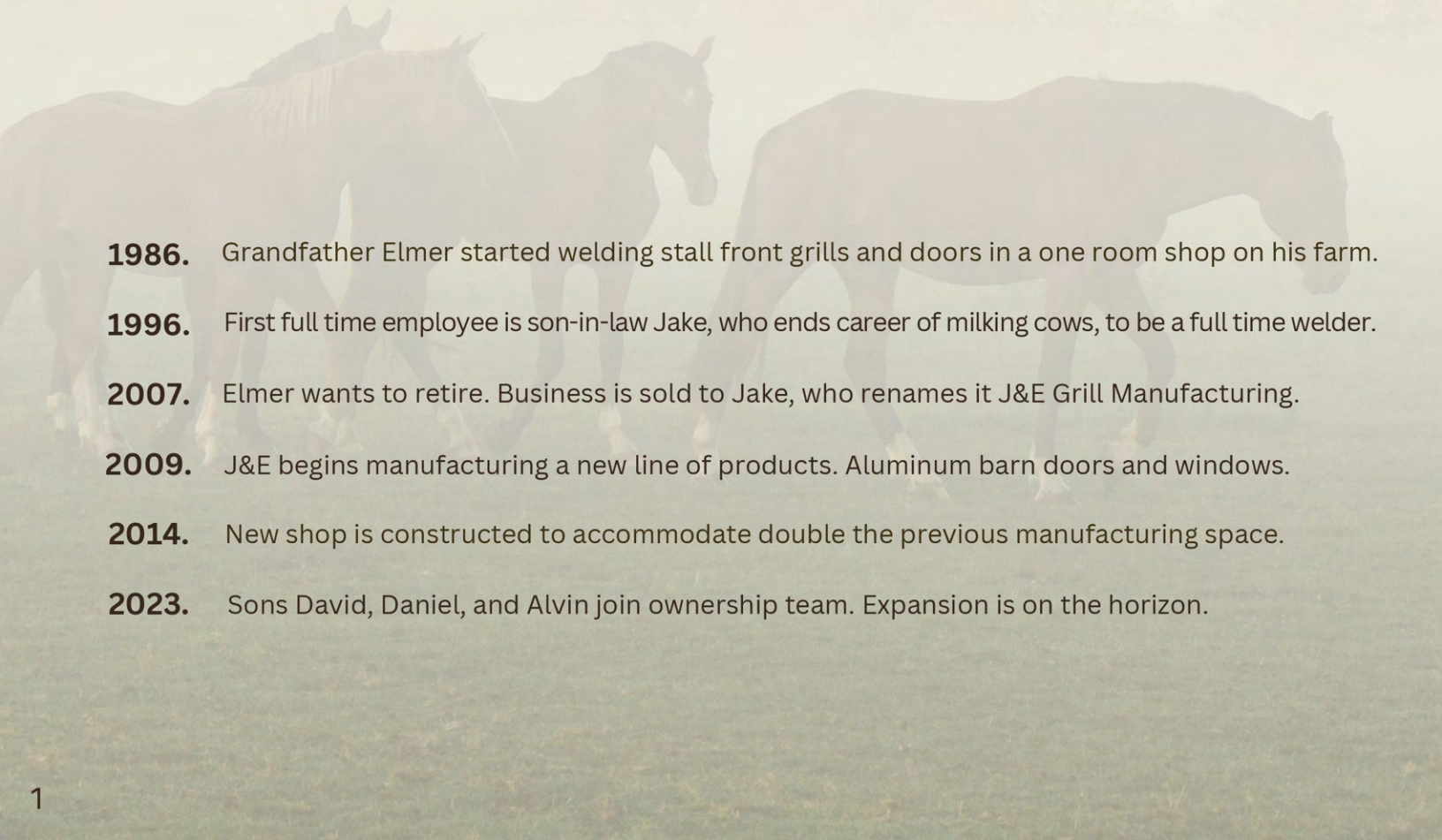
PRODUCT CATALOG

PREMIUM BARN DOORS, WINDOWS, STALLS, LUMBER, AND ACCESSORIES

— Introduction —

At our core, we are more than just a family-owned business. We're a passionate team committed to excellence and integrity. With a deep-rooted dedication to providing superior quality products, we strive to exceed expectations while upholding the values that define us. Our unwavering commitment to integrity guides every aspect of our operation, ensuring that each item we deliver is not just a product, but a testament to our values and dedication.

Throughout our journey, innovation has remained central to our ethos. We prioritize the continuous improvement of our products and processes, striving to meet the evolving needs of the equine industry. While our experience and expertise provide a strong foundation, we recognize the valuable insights gained from our customers and contractors. Their feedback informs our approach, ensuring that we remain responsive to the dynamic demands of the equine community.

-
- 
- 1986.** Grandfather Elmer started welding stall front grills and doors in a one room shop on his farm.
 - 1996.** First full time employee is son-in-law Jake, who ends career of milking cows, to be a full time welder.
 - 2007.** Elmer wants to retire. Business is sold to Jake, who renames it J&E Grill Manufacturing.
 - 2009.** J&E begins manufacturing a new line of products. Aluminum barn doors and windows.
 - 2014.** New shop is constructed to accommodate double the previous manufacturing space.
 - 2023.** Sons David, Daniel, and Alvin join ownership team. Expansion is on the horizon.

We would love to hear from you,

EXPERIENCE THE BEAUTY OF OUR SIMPLE PROCESS.....



Get in touch.

Our expertise is all yours. We can offer design support, ensuring that the decisions you make will support long term functionality.

No obligations. It is yours to take or leave. We are also happy to explain all parts of our product and offer a tour of the manufacturing facility.



We provide you a free estimate.



Confirm colors/size.

With an agreement in place, we will send shop drawings so that size, color, and any other important details are exactly as required.

We will notify you when the order is complete. Pickup at our location or opt for one of our trusted carriers.



Get your barn ready to shine.



Connect with us today.

717-354-7862

sales@jegrill.com



EXTERIOR SLIDER DOORS

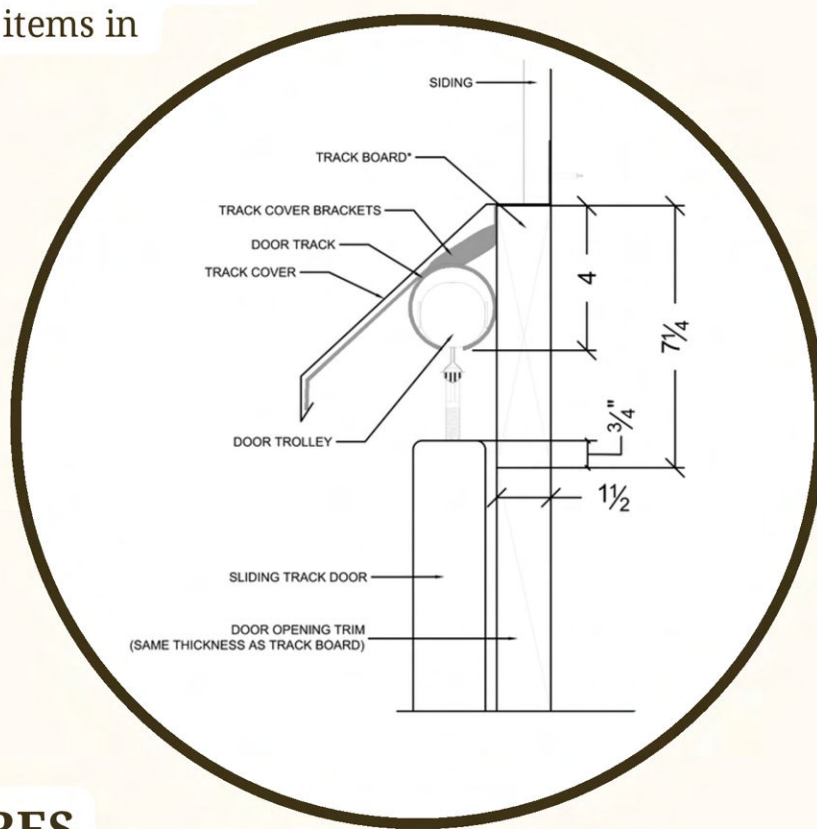


J&E exterior slider doors are constructed of heavy wall aluminum tubing and powder coated to each customer's unique preference. While we specialize in custom size and style options, we also see the need to have standard sized items in stock for timely order fulfillment.


Leadtime for in-stock sizes is 4 weeks from order date / color confirmation.

IN-STOCK SIZES

4' x 7' single slider
8' x 8' split slider
10' x 10' split slider
12' x 8' split slider
12' x 9' split slider
12' x 10' split slider



STANDARD FEATURES




jamb-latches




aluminum door pulls



color matched track cover



stay rollers & stops

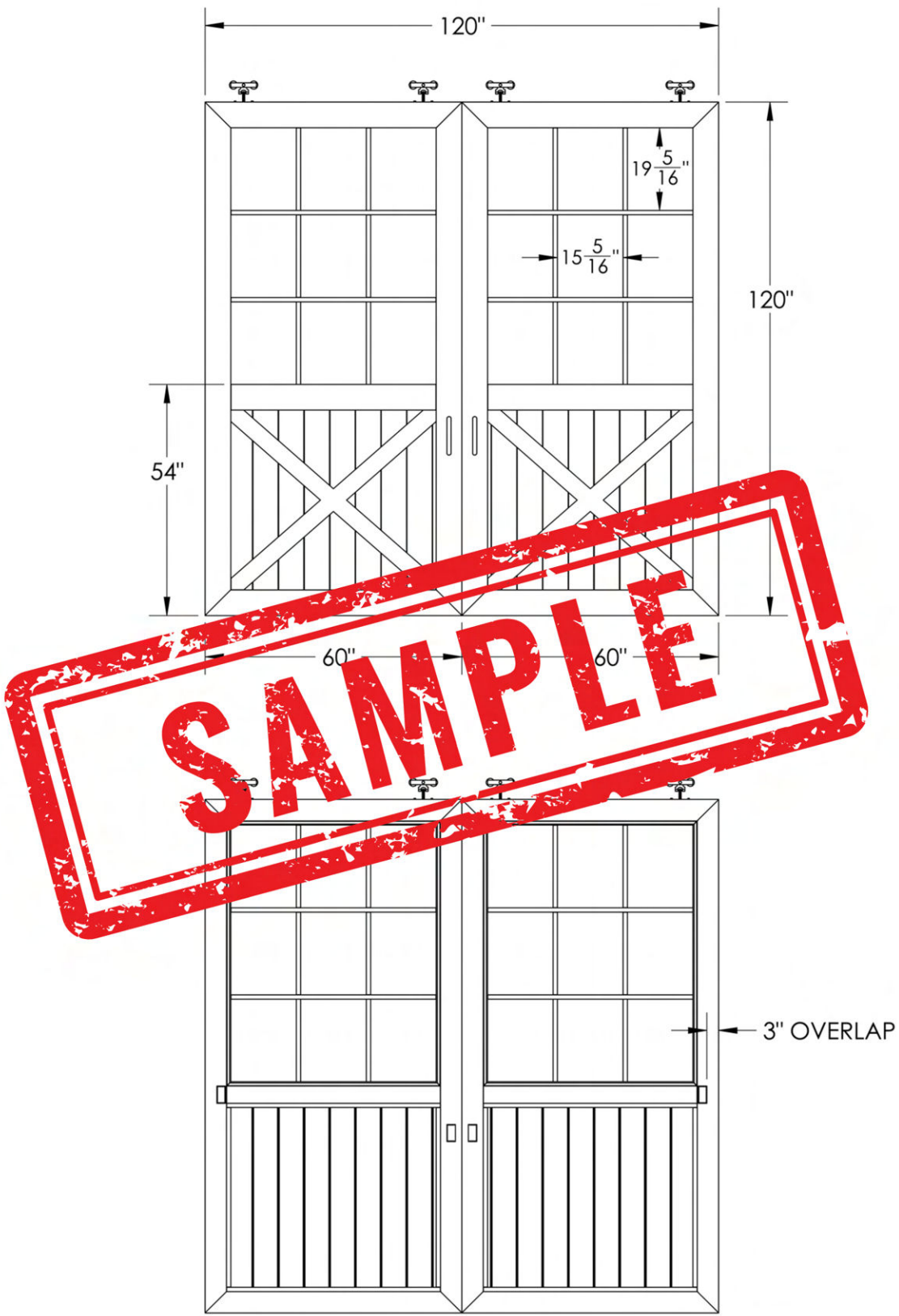


cannonball trolleys



.25" tempered glass

10' x 10' split slider



PROPRIETARY AND CONFIDENTIAL
THE INFORMATION CONTAINED IN THIS DRAWING IS THE SOLE PROPERTY OF J&E GRILL MANUFACTURING. ANY REPRODUCTION IN PART OR AS A WHOLE WITHOUT THE WRITTEN PERMISSION OF J&E GRILL MANUFACTURING IS PROHIBITED.

*DIMENSIONS ARE IN INCHES	
DRAWN	MPB
MATERIAL	ALUMINUM
FINISH	POWDER COATED
WEIGHT	435.39 lbs


10' X 10' SPLIT SLIDER
WITH GLASS

J&E GRILL MANUFACTURING
127 MEADOW CREEK ROAD
NEW HOLLAND, PA 17557





DUTCH DOORS



J&E Dutch doors are designed to be the ultimate character blend of rugged and beautiful. Stainless-steel hardware and all aluminum construction make this a door that will never warp or sag. Installation is an easy task, as the door gets shipped to customers fully assembled. Requires minimal skills to shim jambs and fasten using 12- stainless steel screws. In-stock size orders can be filled in 4 weeks. Mix or match any of the available J&E powder coat colors.

Additional options include screen doors or window grills, as well as custom size and design.


IN-STOCK SIZES

47.5" x 83.5" w/window top
47.5" x 83.5" double x panel
47.5" x 94.5" w/window top
47.5" x 94.5" double x panel



STANDARD FEATURES

optional hinged window grill



1.5" x 3.5" tube frame



spring latch for top



weld on hinges



rubber socket to secure top

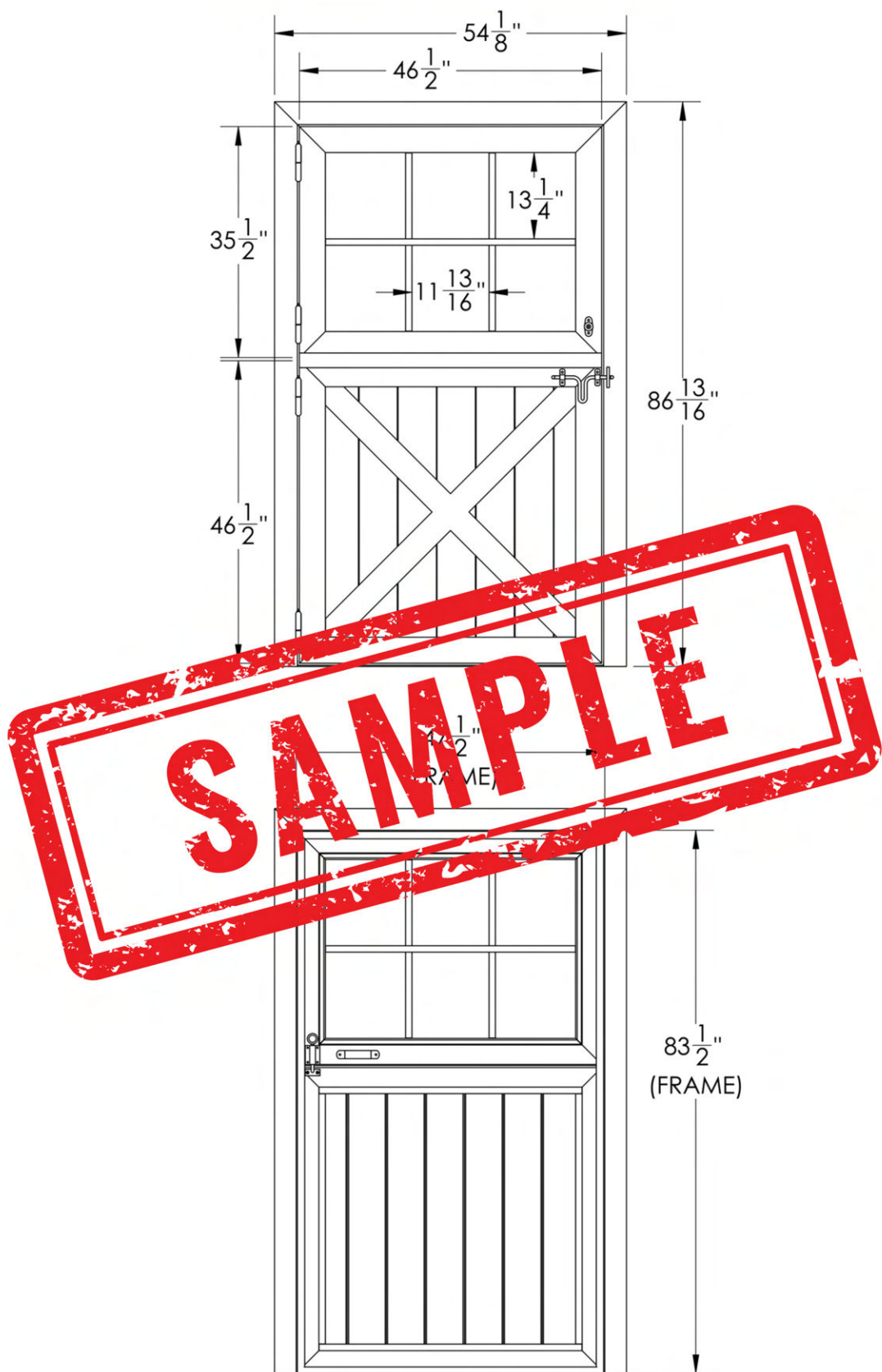


Stainless steel slide latch



.25" tempered glass

47.5" x 83.5" w/window top



PROPRIETARY AND CONFIDENTIAL
THE INFORMATION CONTAINED IN THIS DRAWING IS THE SOLE PROPERTY OF J&E GRILL MANUFACTURING. ANY REPRODUCTION IN PART OR AS A WHOLE WITHOUT THE WRITTEN PERMISSION OF J&E GRILL MANUFACTURING IS PROHIBITED.

*DIMENSIONS ARE IN INCHES	
DRAWN	MPB
MATERIAL	ALUMINUM
FINISH	POWDER COATED
WEIGHT	164.61 lbs



4' X 7' R.O. DUTCH
DOOR WITH WINDOW

J&E GRILL MANUFACTURING
127 MEADOW CREEK ROAD
NEW HOLLAND, PA 17557





DUTCH WINDOWS



Barn windows should be simple, functional and beautiful. We are bringing you all of those features with our aluminum Dutch windows. Choose from in-stock sizes for short leadtimes, or provide us the size and style to make a fully customized barn window. All hardware is stainless steel and aluminum so that you can be assured many years of flawless operation. We can provide window grills as a measure of protection for the .25" tempered glass. Insulated glass is also an option for applications in colder climates.

IN-STOCK SIZES

35.5" x 35.5" vertical hinged or awning style
47.5" x 36.5" vertical hinged or awning style
47.5" x 47.5" vertical hinged or awning style




optional hinged window grill

STANDARD FEATURES



1.5" x 3.5" tube frame



awning window spring latch



weld on hinges



rubber socket




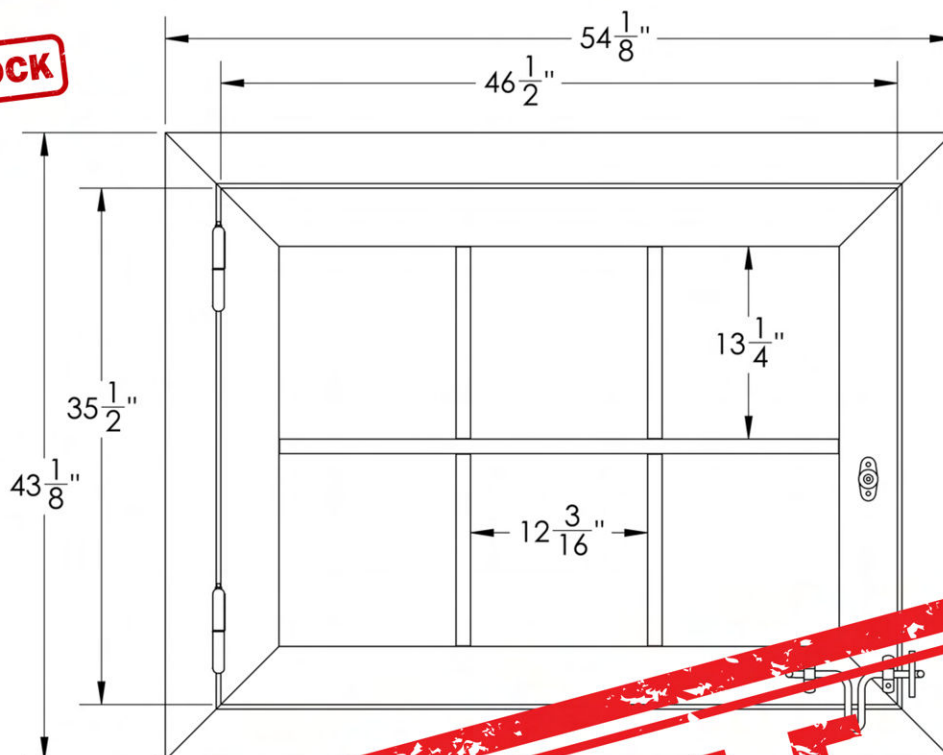
Stainless steel slide latch



.25" tempered glass

47.5" x 36.5" Dutch window

IN STOCK



PROPRIETARY AND CONFIDENTIAL

THE INFORMATION CONTAINED IN THIS DRAWING IS THE SOLE PROPERTY OF J&E GRILL MANUFACTURING. ANY REPRODUCTION IN PART OR AS A WHOLE WITHOUT THE WRITTEN PERMISSION OF J&E GRILL MANUFACTURING IS PROHIBITED.

***DIMENSIONS ARE IN INCHES**

DRAWN	MPB
MATERIAL	ALUMINUM
FINISH	POWDER COATED
WEIGHT	85.60 lbs

4' X 37" R.O. DUTCH WINDOW

J&E GRILL MANUFACTURING
127 MEADOW CREEK ROAD
NEW HOLLAND, PA 17557





CARRIAGE DOORS



J&E carriage doors are a great design option to add elegance to your entrance. All orders are custom made to customer size, style and color preferences. The door and frame is constructed of heavy wall tubular aluminum that will ensure years of operation without sagging or twisting. Standard .25" tempered glass can be replaced with double-pane insulated and even tinted. Hinges are welded on to make installation on-site as simple as possible. Mix and match from all style options and colors. Available latch options include knob or lever lockset, thumb latch, or ask us about using the latch that you bring.

STANDARD FEATURES



1.5" x 3.5" tube frame



weld on hinges



knob/lever latch



.25" tempered glass

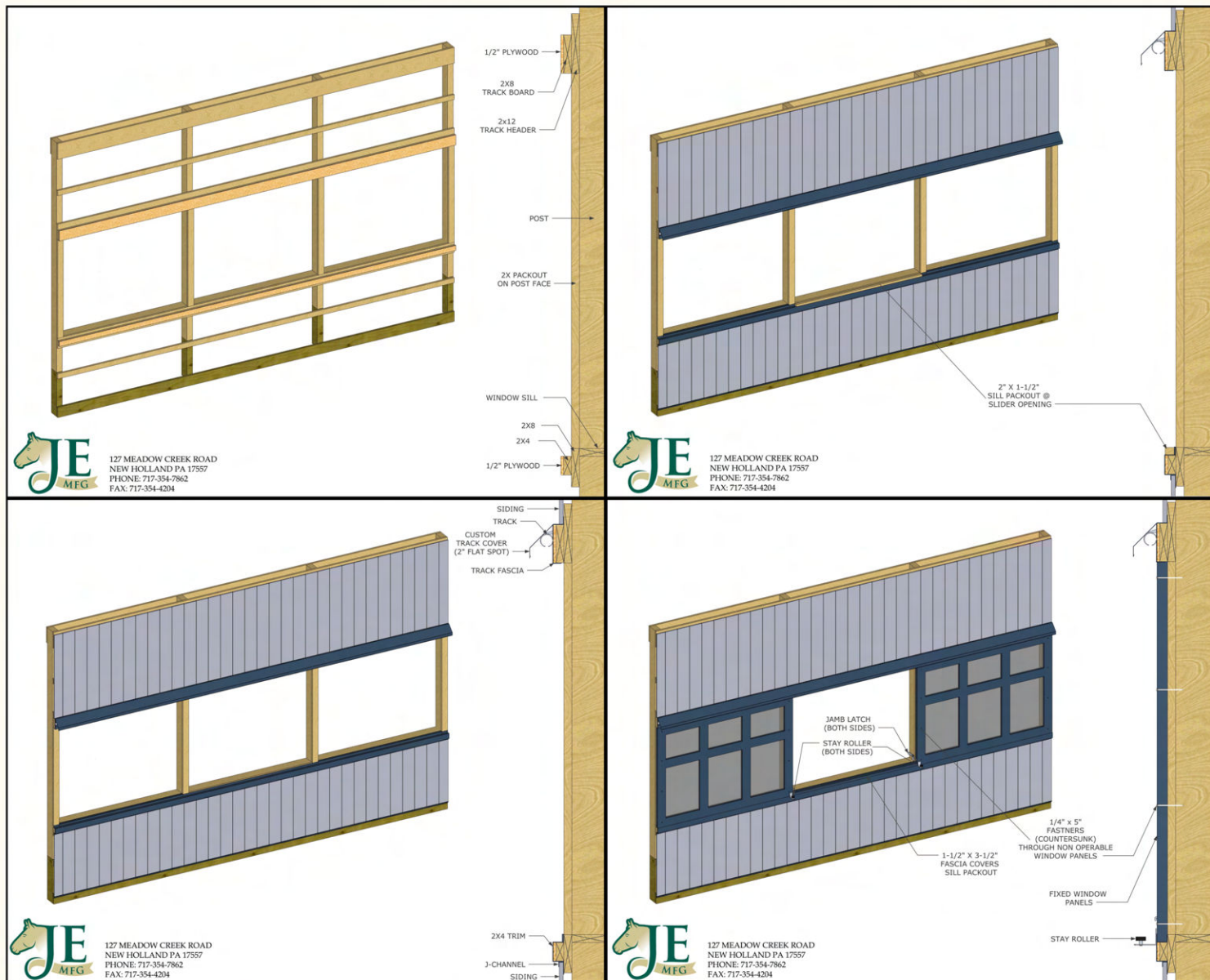


ARENA WINDOWS



J&E arena windows are available in a few different styles. The fixed/sliding is the most popular for ease of use and maximum light and ventilation. The hinged style is a great option for easy prep and installation. Simply frame the opening, shim and screw fast the window frame, then butt siding j-channel or trim against the 3.5" x 1.5" tubing frame. Customize the appearance by moving window trim/grid patterns. All arena windows are made custom to order size and color.

Sliding/fixed framing and install example





SEE A WINDOW IN ACTION

"natural light and ventilation in abundance"

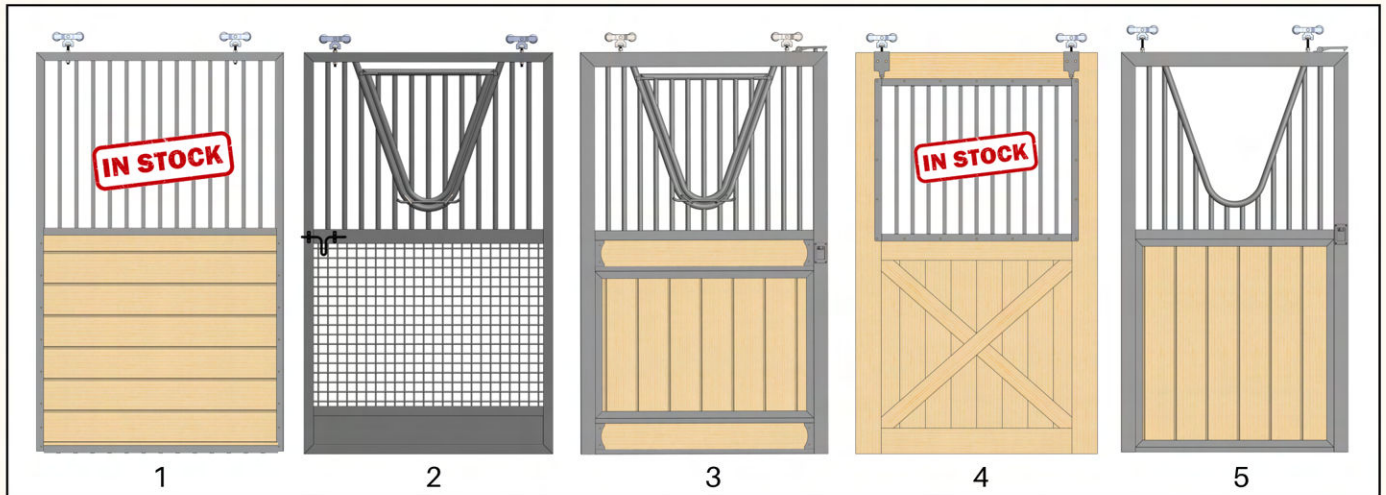




STALL DOORS



We have a goal to build the best stall doors available in all types. You can choose our standard in-stock economy stall door for budget projects, or upgrade to fully customized with many details and features. Our steel stall doors are thoughtfully designed, fabricated by expert welders, and powder coated with durable primer and top coat. We also keep 2 standard sized wooden stall doors in stock for those who prefer the timeless natural beauty of lumber.



1. **J&E Economy stall door** is kept in stock in standard size 52" x 84". Latch options include J&E lift latch, slide latch, pin latch, J&E gravity latch. Customer can supply and install wood if preferred.

2. **Sliding screen doors** are custom made to order. Shown with optional shaving guard on the bottom and drop-down removable yoke. All latch options available on this style door.

3. **Steel stall door with horizontal inserts.** Shown with optional drop-down removable yoke and J&E Button Latch.

4. **Yellow-pine wood doors** are ideal for stables where wood appearance is highly valued. We stock two standard sizes, 48"x 86" and 52" x 86". Round or square bars are available. Latch options include slide latch, pin latch, J&E gravity latch.

5. **Steel stall door with solid wood bottom.** A durable heavy duty door, made to order and compatible with all latch options.



pin-latch



J&E lift latch



slide-latch





J&E button latch




J&E gravity latch




STALL FRONTS




Over the years, we have continued to improve our stall front systems in a way that makes installation as simple as possible. Complete stall fronts are a hassle free way for builders to efficiently set aisle way posts and keep moving on the build. When the time comes for installation, simply fasten the channels to the posts and screw fast the stall front panel using self-drilling screws. BINGO! We have many options available for design, latches and other hardware items. We regularly supply T&G SYP lumber or other specialty lumber species when the stalls have a wood panel on the bottom, but are also open to customers supplying the lumber.



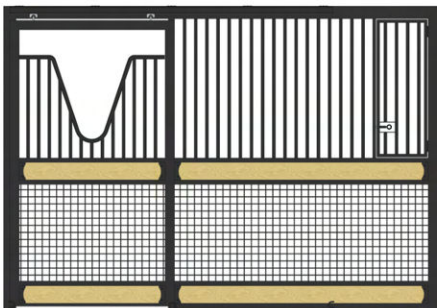
SF-1



SF-2



SF-3



SF-4



SF-5



SF-6

All features shown above can be mixed and matched across all styles.



SEE A DEMO OF THE J&E BUTTON LATCH

“the stall door latch that is truly horse-proof”






EURO STALL FRONTS



J&E Euro stall fronts are just built differently. We only manufacture these in aluminum, which has many superior traits when compared with the steel that many other stall manufacturers use. No rust. Ever. Heavy wall aluminum is used to assure that structural integrity will never be an issue. This style of fronts is very simple to install anywhere there is a concrete curb or floor. You can choose from our standard styles as shown below or go fully custom for a more unique effect. All orders are custom made.



EF-1



EF-2



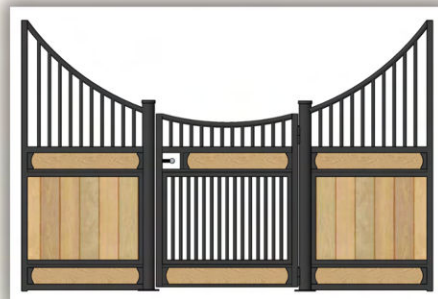
EF-3




EF-4




EF-5



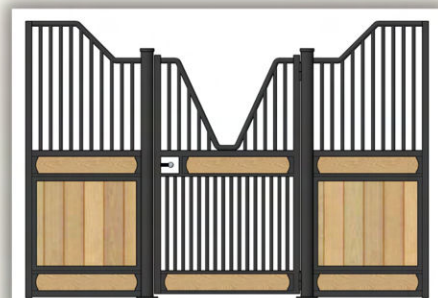
EF-6




EF-7



EF-8



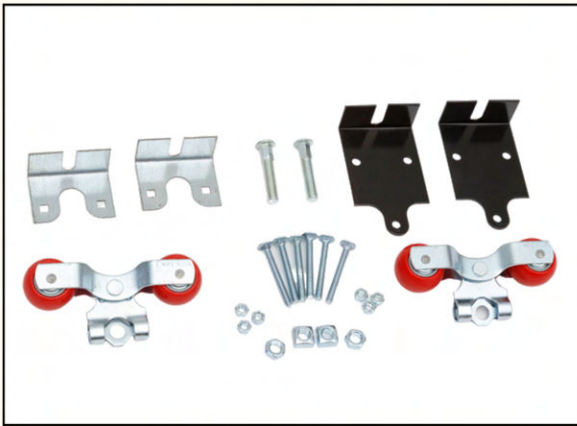
EF-9



1.5" 2" 3" channel chew guards 2" 1.5" 1" .75" angle chew guards 8' in-stock



3" 1.5" partition wall channel 2" wide partition wall flat 4'x8' in-stock



Trolley kit for wooden door



J&E gravity latch




DD spring latch



J&E button latch



Slide latch options



Square, round, and double round trolleys



Black 8" handle



Brass 8" handle



J&E Handle



Acorn handle



5" handle




J&E pin latch kit



Round finial and flat caps for 3.5" sch. 40 pipe available in brass plated, nickel plated, and powder coated



Round finial for 2" square tube



9/16" and 3/4" pin latch catch plates



Arena gate stop powder coated to desired color



universal track mounts




awning window spring latch



flip-up channel latch



small roller door guide



chain latch



safety snap for slide latch



shed corner bracket



large roller door guide




wash stall tie ring



pin latches




12" - 18" cane bolt



jamb latch



4" angle bracket



GRKs

tapered head x 1.5"

chew guard screws


self tappers




fake strap hinge



suction cup holder




6" and 14" feed troughs



water troughs, left and right drain 24x12x10



d-stop track mount



wash stall drain box (2 lid options available)



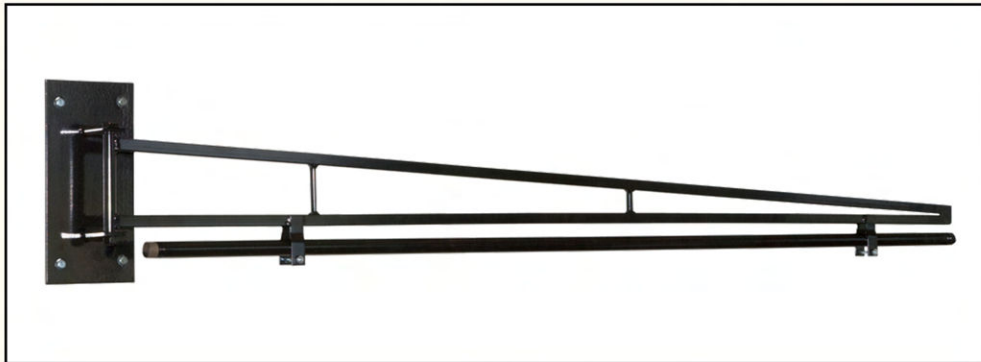
bucket holder




door guides in 2" 2.25" 2.5"



adjustable door stop



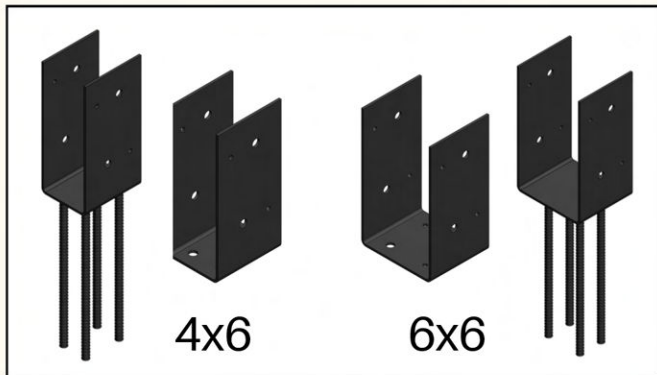
wash arm



jamb latch plate



track splicer



post-mount brackets



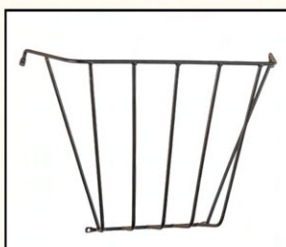
brackets for keyhole track



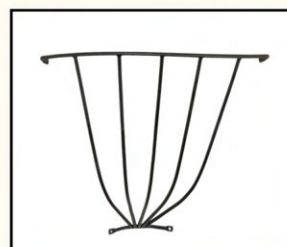
keyhole and bracket track 8' 10' 12' 14' 16'



blanket bars 2 sizes available 43" 47"



wall mount hay rack



corner hayrack




concrete anchor bolt door guide



HOOFGUIDS

1.5" and 2" Hoofguids are in-stock now at J&E. This is a reliable mud control solution for turn outs, feed lots, and other high traffic areas. We have supplied as well, to numerous users who installed them in stalls. The drainage it provides is superior to any other stall flooring option available. Important to note is that the longevity of Hoofguids is dependant on how well the base is prepared prior to laying down the product and filling with pea gravel. We recommend a 3/4" stone base, well compacted, followed by a stone dust layer well compacted. For maximum absorbency, pea gravel is recommended for filling the Hoofguids. For ease of install, the 13" x 13" pieces are preassembled in 39" x 52" slabs on the skid.





127 Meadow Creek Rd
New Holland PA 17557

Color Options

AB Light stone	Almond	Sandstone	Beige
Everlast Tan	Sierra Tan	Taupe	Ash Grey
Night Hawk	Koko Brown	J&E Brown	Medium Bronze
Bonded Textured Bronze	Charcoal	Slate Grey	Pewter Grey
Anodized Silver	Sky Grey	Gallery Blue	Military Blue
Dark Blue	Hartford Green	Classic Green	Beetle
Boysenberry	Redwood	Colonial Red Textured	Brick Red
Scarlet Red	Railing Black	Jet Black	Statuary Bronze
Fine Black Textured	Bone White	Bianco	Seashell White

Extrusion White

*Note that these digital colors may be inaccurate to finished powder coat appearance. J&E will not be responsible for misinterpretations caused by this chart. To receive an accurate metal color sample, reach out to your J&E representative.



sales@jegrill.com



www.horsebarnsupplies.com