



36" x 36" Dutch Window

Our Dutch windows bring classic barn style together with rugged, built-to-last craftsmanship. Handmade from premium materials, each window offers superior durability and performance compared to standard models. Designed to swing open for ventilation and visibility while keeping horses secure, these windows are a practical, attractive upgrade for any stable.

Standard Features

- Heavy-duty tubular aluminum construction
- 1.5" x 3.5" tube frame for easy exterior finishing
- Welded-on greasable hinges, stainless steel slide latch
- Typically less than 1 hour for installation
- Multi-step primer & powder coat; 35 colors available
- 0.25" standard tempered glass windows
- Lifetime rust-free guarantee, 15-year powder-coat warranty

Our In-Stock Sizes

- 35.5" x 35.5" (for 36" x 36" R.O.)
- 47.5" x 36.5" (for 48" x 37" R.O.)
- 47.5" x 47.5" (for 48" x 48" R.O.)
- Custom sizes and options by special order

Custom Options



Arch-tops

Elegant arch-topped windows make an elegant design statement.



Premium Finishes

Powder coat with a realistic wood finish. 12 wood color options, available for beadboard panels only.



Insulation

Double-pane insulated glass and foam-filled tubing provides extra thermal protection.




Grills and Yokes

Hinged aluminum protective grills and yokes add peace of mind, flexibility, safety, and security.




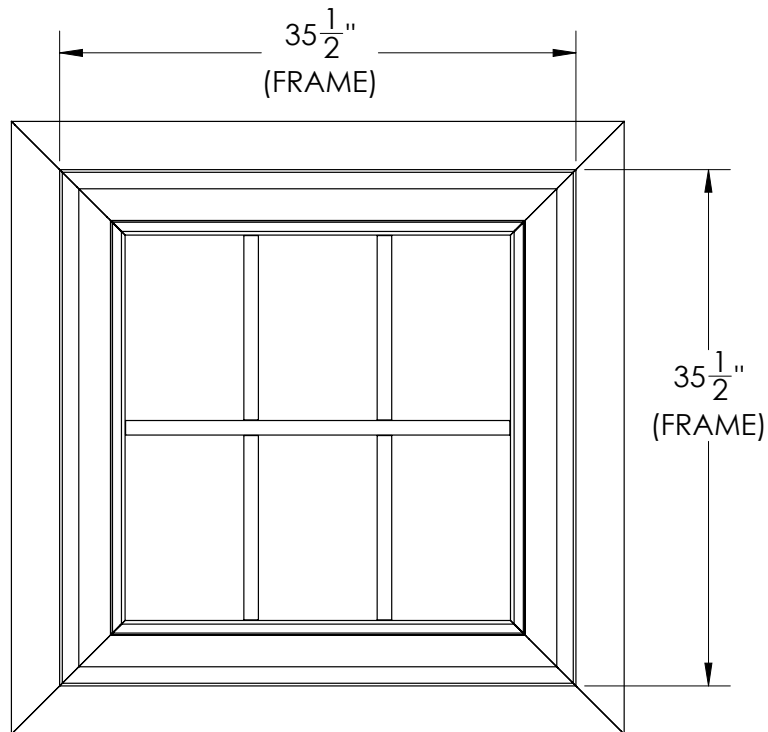
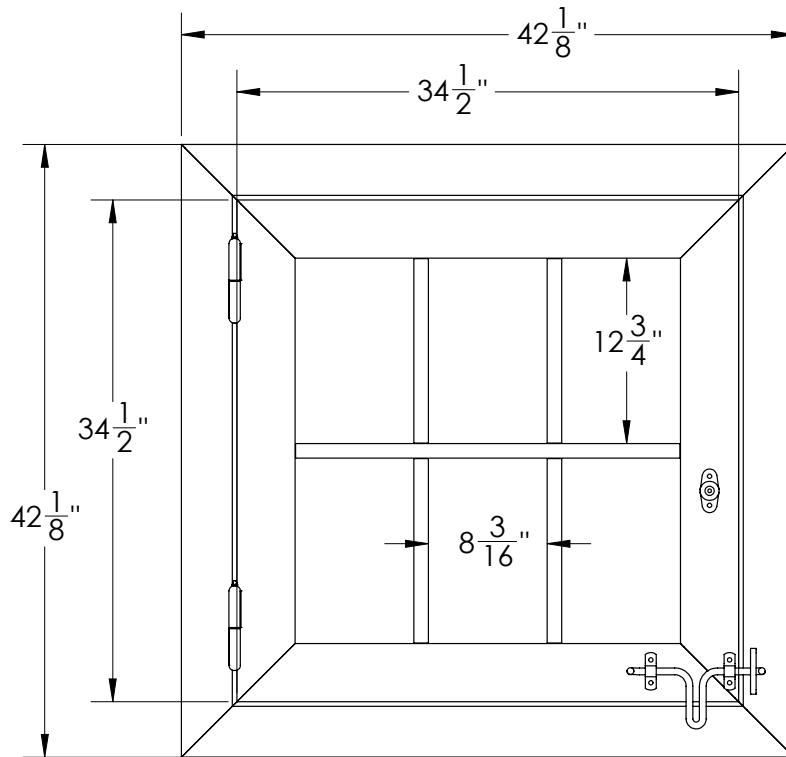
Dutch Window Details

Standard Features



Protection Options





PROPRIETARY AND CONFIDENTIAL

THE INFORMATION CONTAINED IN THIS DRAWING IS THE SOLE PROPERTY OF **J&E GRILL MANUFACTURING**. ANY REPRODUCTION IN PART OR AS A WHOLE WITHOUT THE WRITTEN PERMISSION OF **J&E GRILL MANUFACTURING** IS PROHIBITED.

***DIMENSIONS ARE IN INCHES**

DRAWN	MPB
MATERIAL	ALUMINUM
FINISH	POWDER COATED
WEIGHT	67.90 lbs

3' X 3' R.O. DUTCH WINDOW

J&E GRILL MANUFACTURING

127 MEADOW CREEK ROAD
NEW HOLLAND, PA 17557

Framing / Opening Preparation

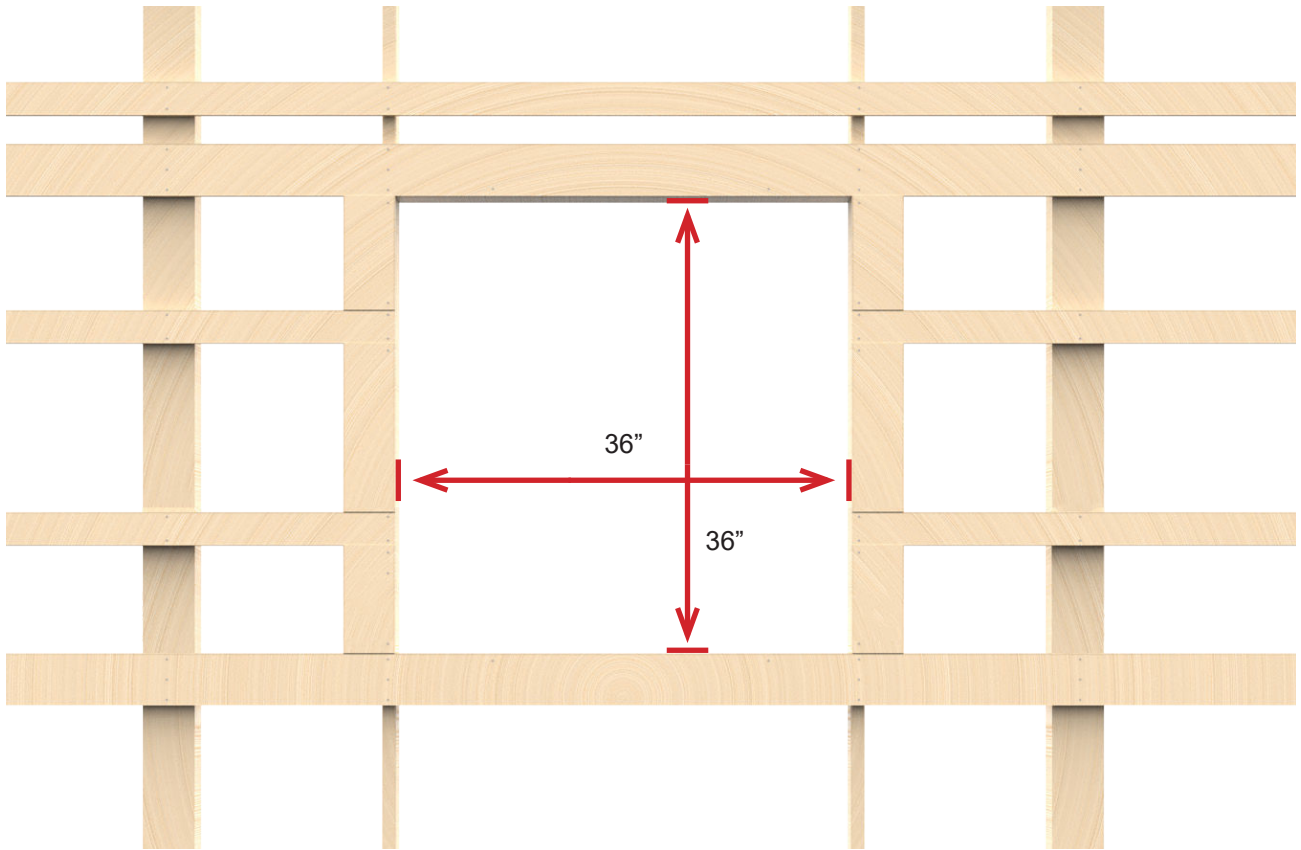
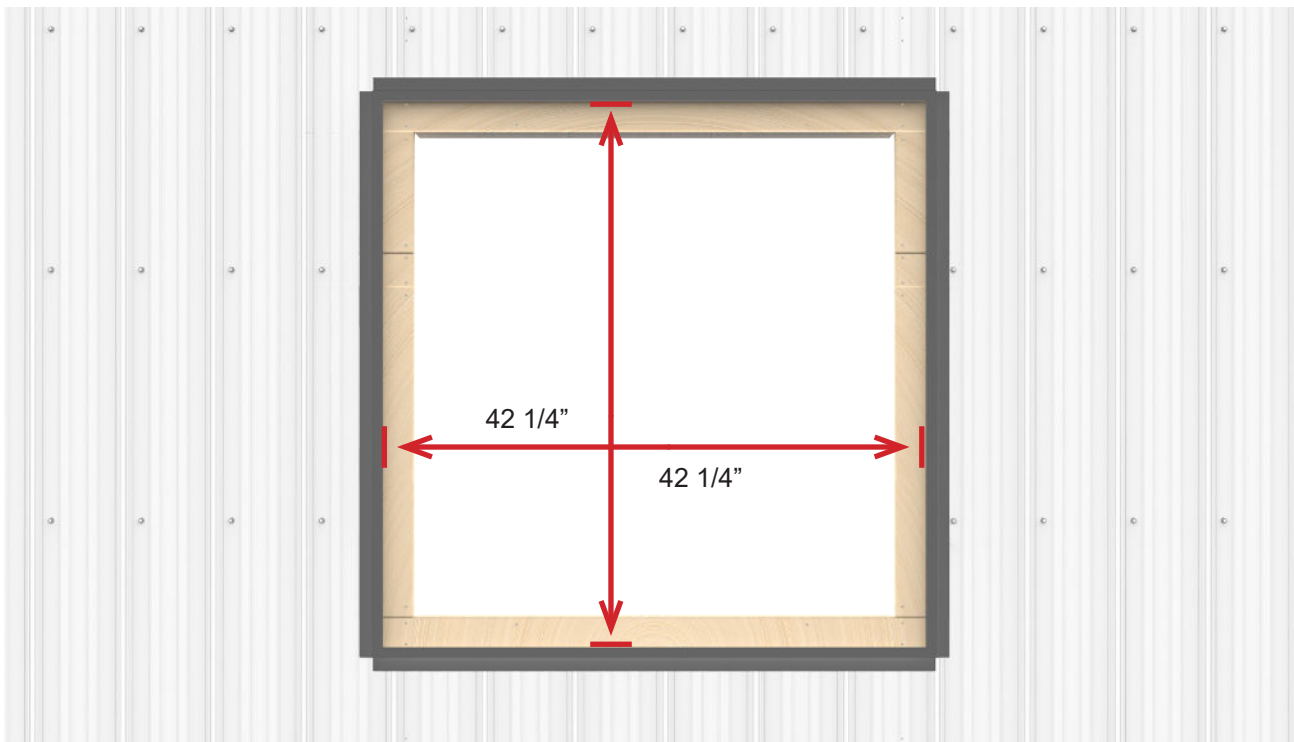


Image shows suggested framing for pole barn installation. Recommended rough opening size is 36" x 36".



Although not recommended by J&E, siding can be installed before the window. Allow 1/16" gap on sides and top. Refer to print for outer window dimensions.