



## 47.5" x 94.5" Dutch Door with Double-X

\* Shown with Optional Horseshoe with Horse Head Slide Latches

Our Dutch doors combine traditional charm with unmatched durability, creating a long-lasting solution for your barn. Each door is handmade using premium materials that outperform standard options in both strength and appearance. Designed to allow airflow and visibility while maintaining security, these doors are a smart and stylish upgrade for any horse barn.

### Standard Features

- Heavy-duty tubular aluminum construction
- 1.5" x 3.5" tube frame for easy exterior finishing
- Welded-on greasable hinges, stainless steel slide latch
- Typically less than 1 hour for installation
- Multi-step primer & powder coat; 35 colors available
- Lifetime rust-free guarantee, 15-year powder-coat warranty

### Our In-Stock Sizes

- 47.5" x 83.5" with Window Top
- 47.5" x 83.5" with Double-X Panel
- 47.5" x 94.5" with Window Top
- 47.5" x 94.5" with Double-X Panel
- Custom sizes and options by special order

### Custom Options



#### Arch-tops

Elegant arch-topped doors make an elegant design statement.



#### Premium Finishes

Powder coat with a realistic wood finish. 12 wood color options, available for beadboard panels only.



#### Insulation

Foam-filled tubing provides extra thermal protection.




#### Protective Screen


Hinged stainless steel screen door adds ventilation, flexibility, safety, and security.



# Dutch Door with Double-X Details



Hinged Opening with Spring Latch




Optional Mesh Screen Door



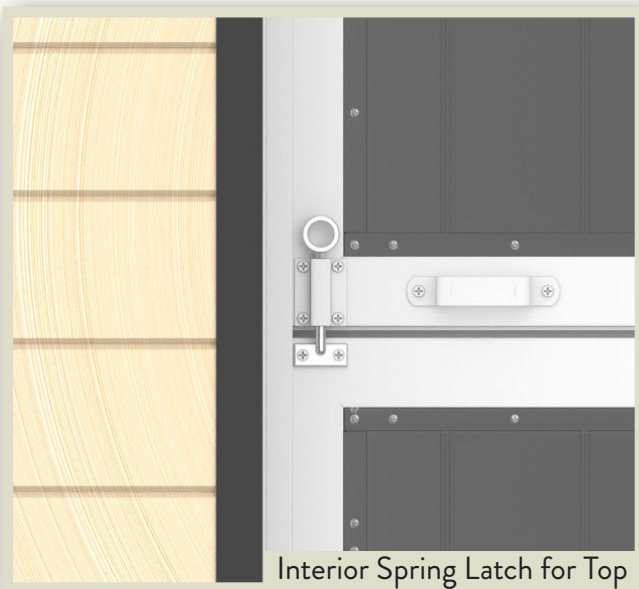
Stainless Steel Slide Latch



Welded-On Hinges



1.5" x 3.5" Tube Frame



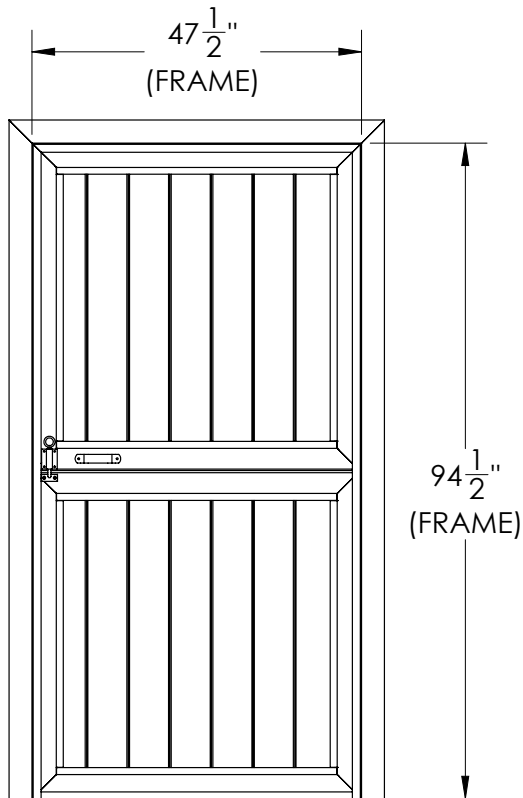
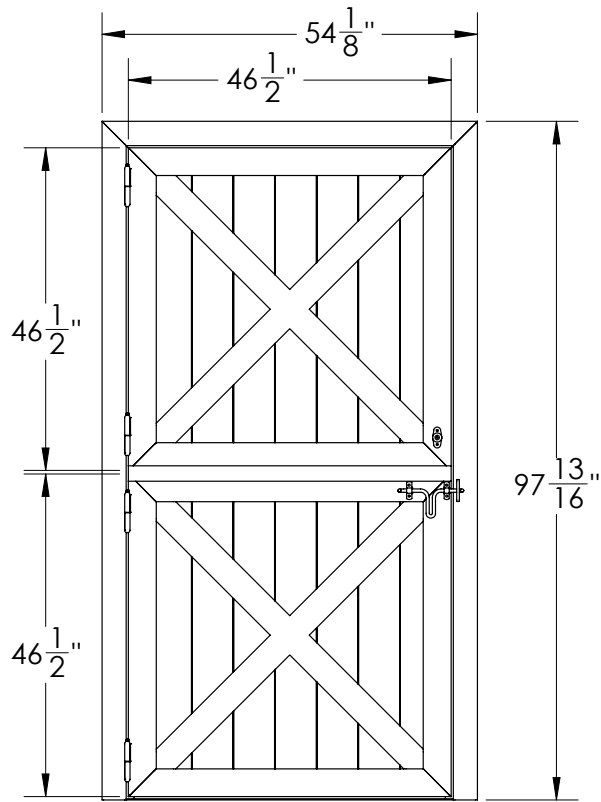
Interior Spring Latch for Top



Suction Holdback



Door Frame Detail



**PROPRIETARY AND CONFIDENTIAL**

THE INFORMATION CONTAINED IN THIS DRAWING IS THE SOLE PROPERTY OF **J&E GRILL MANUFACTURING**. ANY REPRODUCTION IN PART OR AS A WHOLE WITHOUT THE WRITTEN PERMISSION OF **J&E GRILL MANUFACTURING** IS PROHIBITED.

**\*DIMENSIONS ARE IN INCHES**

DRAWN	MPB
MATERIAL	ALUMINUM
FINISH	POWDER COATED
WEIGHT	182.48 lbs

**4' X 95" R.O. DUTCH  
DOOR WITH DOUBLE X**

**J&E GRILL MANUFACTURING**

127 MEADOW CREEK ROAD  
NEW HOLLAND, PA 17557



# Framing / Opening Preparation

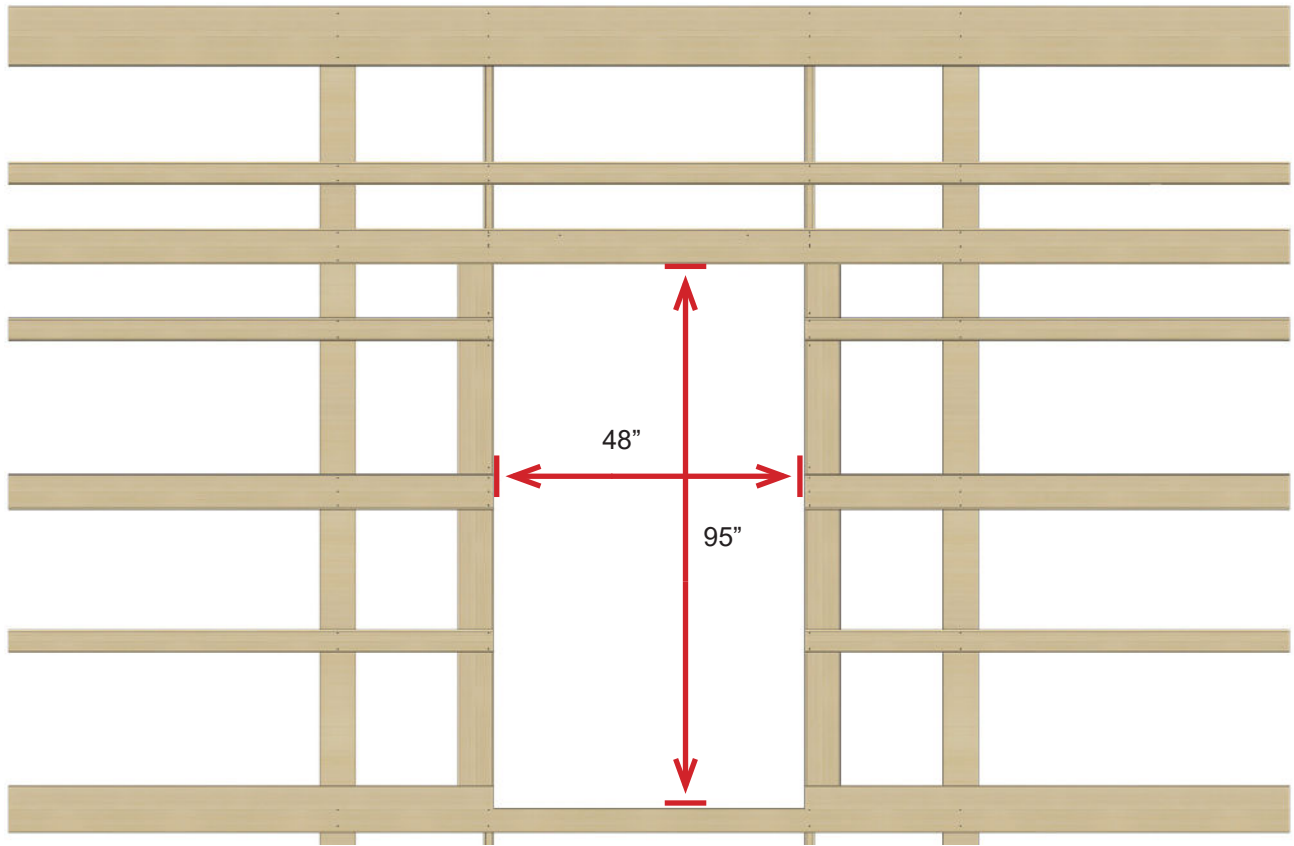
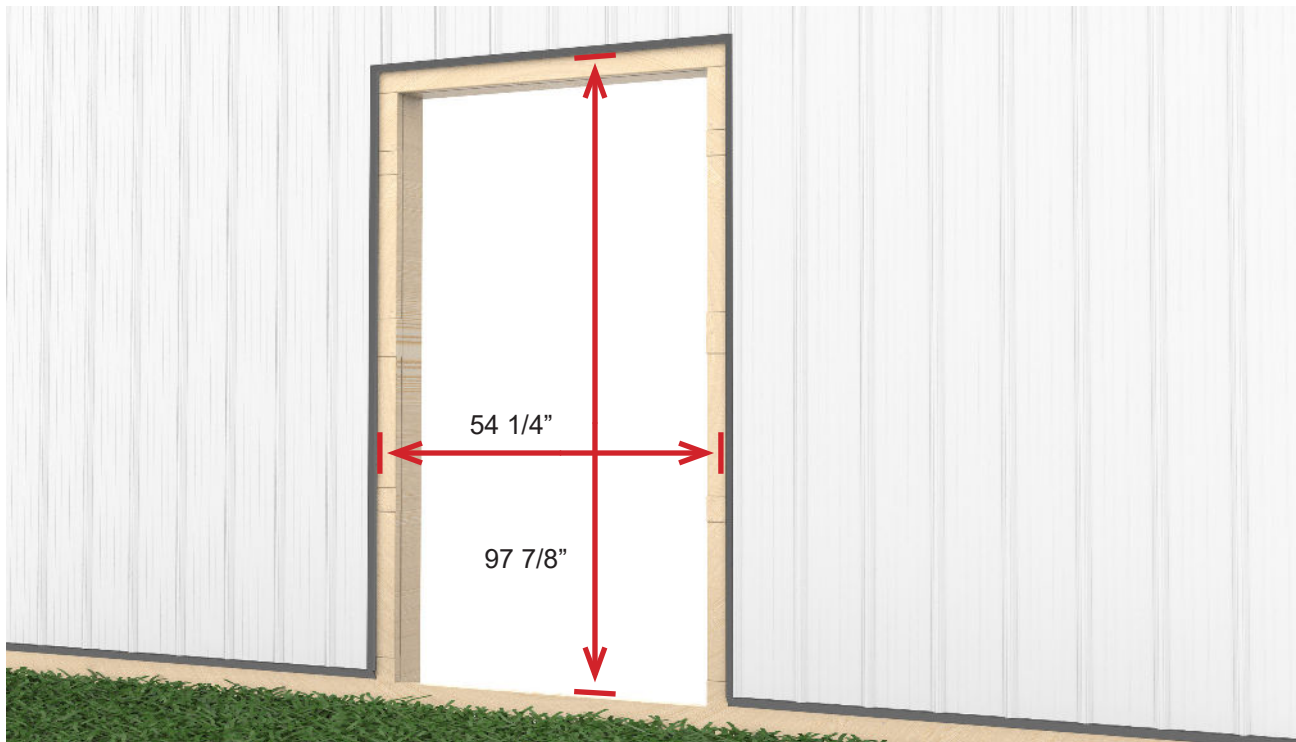


Image shows suggested framing for pole barn installation. Recommended rough opening size is 48" x 95".



Although not recommended by J&E, siding can be installed before the door. Allow 1/16" gap on sides and top.  
Refer to print for outer door dimensions.