



## 48" x 48" Awning Window

Our awning windows combine everyday function with long-lasting craftsmanship. Built from heavy-duty materials and designed to open outward on a hinge, they allow fresh air into your barn while keeping the interior protected from the elements. Each window is handmade for durability, making it a smart, low-maintenance solution for adding ventilation and light to your stable.

### Standard Features

- Heavy-duty tubular aluminum construction
- 1.5" x 3.5" tube frame for easy exterior finishing
- Welded-on greasable hinges, stainless steel interior latch
- Typically less than 1 hour for installation
- Multi-step primer & powder coat; 35 colors available
- 0.25" standard tempered glass windows
- Lifetime rust-free guarantee, 15-year powder-coat warranty

### Our In-Stock Sizes

- 35.5" x 35.5" (for 36" x 36" R.O.)
- 47.5" x 36.5" (for 48" x 37" R.O.)
- 47.5" x 47.5" (for 48" x 48" R.O.)
- Custom sizes and options by special order

### Custom Options



#### Custom Sizes

Our craftsman can fabricate to your specifications, with custom sizes up to 50" in height or 12' in width.



#### Premium Finishes

Powder coat with a realistic wood finish. 12 wood color options, available for beadboard panels only.



#### Insulation

Double-pane insulated glass and foam-filled tubing provides extra thermal protection.




#### Grid Patterns

Available in meticulously crafted grid patterns that blend form, function, and style.



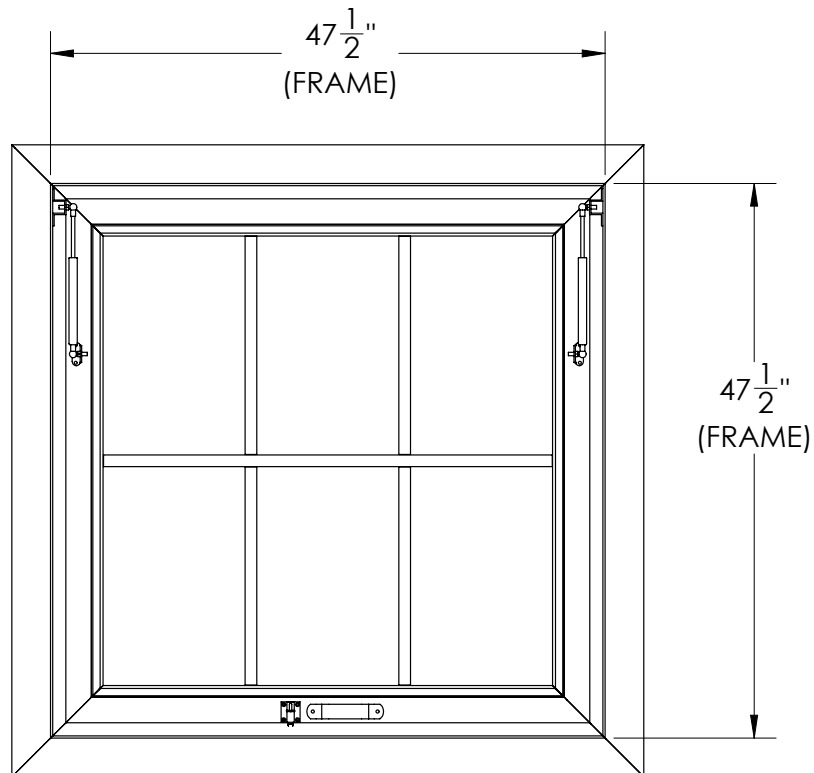
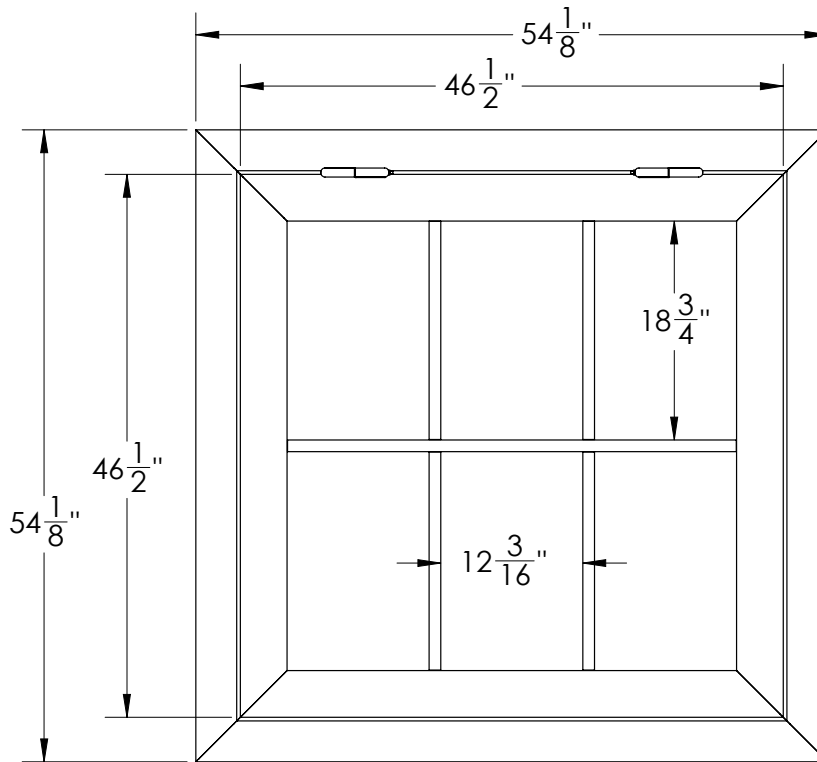
# Awning Window Details

## Standard Features



## Protection Options





**PROPRIETARY AND CONFIDENTIAL**

THE INFORMATION CONTAINED IN THIS DRAWING IS THE SOLE PROPERTY OF J&E GRILL MANUFACTURING. ANY REPRODUCTION IN PART OR AS A WHOLE WITHOUT THE WRITTEN PERMISSION OF J&E GRILL MANUFACTURING IS PROHIBITED.

**\*DIMENSIONS ARE IN INCHES**

DRAWN	MPB
MATERIAL	ALUMINUM
FINISH	POWDER COATED
WEIGHT	103.41 lbs

**4' X 4' R.O. AWNING  
STYLE DUTCH WINDOW**

**J&E GRILL MANUFACTURING**

127 MEADOW CREEK ROAD  
NEW HOLLAND, PA 17557

## Framing / Opening Preparation

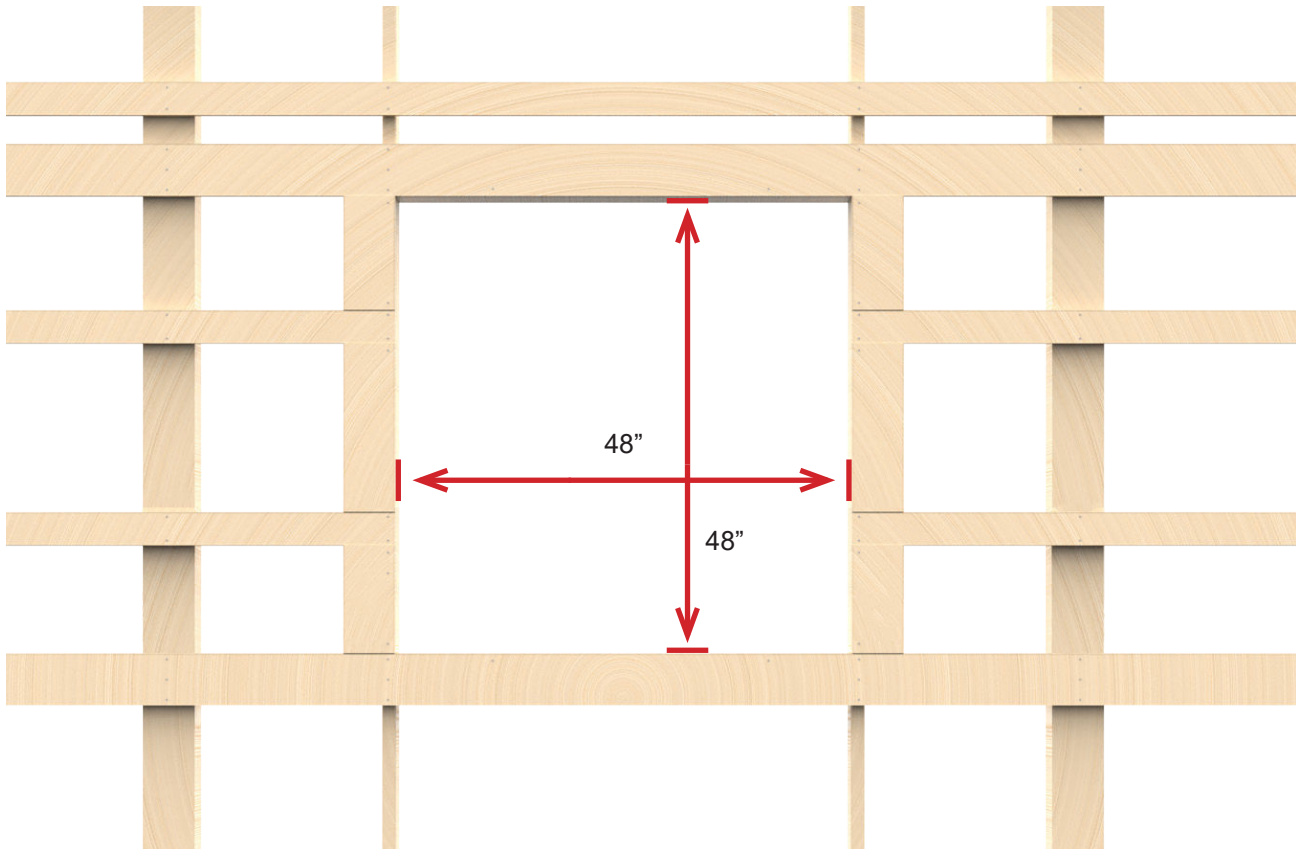
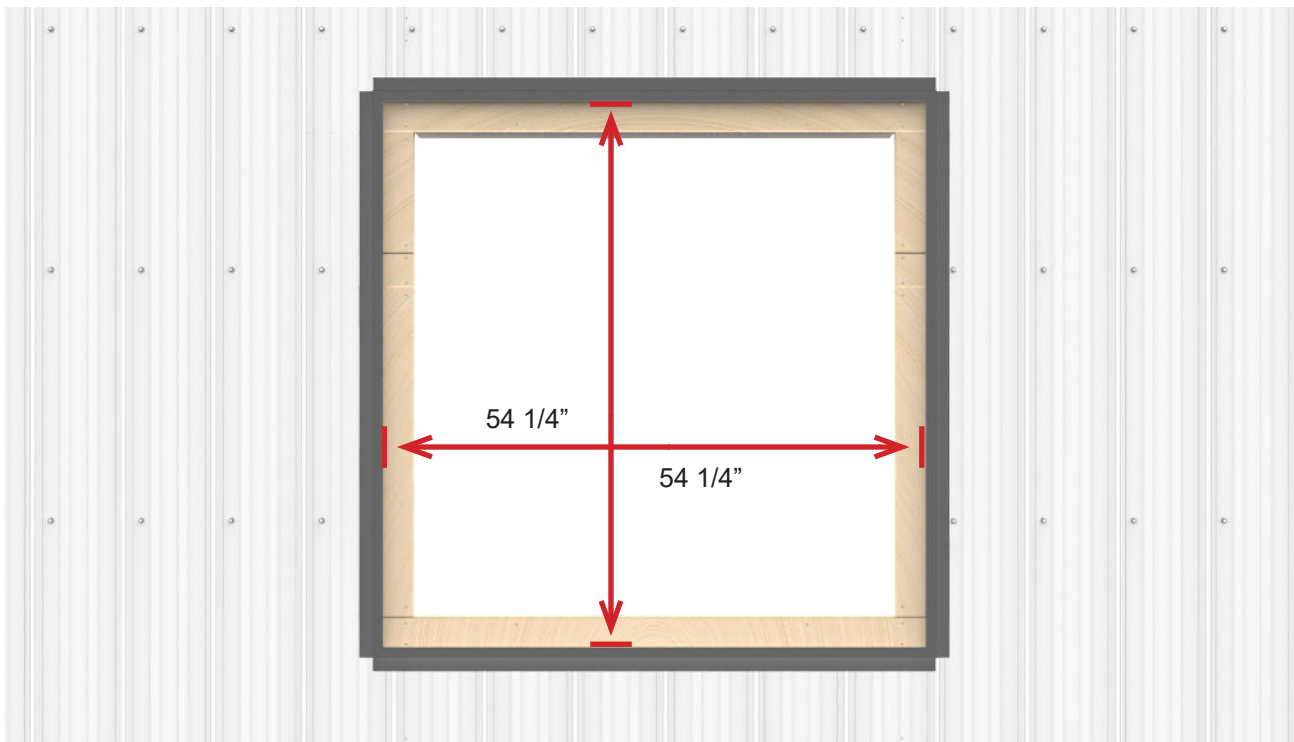


Image shows suggested framing for pole barn installation. Recommended rough opening size is 48" x 48".



Although not recommended by J&E, siding can be installed before the window. Allow 1/16" gap on sides and top. Refer to print for outer window dimensions.